

OREL

Empowering  
Humanity

ORANGE<sup>®</sup>  
ELECTRIC




OMAG

LET THE LIGHTS GUIDE-YOUR-SOUL

**Illuminating** Spaces, **Inspiring** Possibilities.

"Experience the artistry of light through our meticulously curated selection, where style meets innovation."





## IMPACTING LIVES EMPOWERING HUMANITY

Orel Corporation is a leading multinational company pioneering in Electrical, Lighting and Digital infrastructure products, spread globally across 6 continents and backed by a relentless workforce of over 5000 employees.

At Orel, it is an everyday effort to empower humanity by creating a brighter, cleaner and smarter future for everyone. We are passionate about what we do and are committed to find new ways to create a sustainable environment for the future generations. We believe our products are a true genius combination of innovation and technology and we are equipped to give you world-class services and solutions that make you part of a brighter and smarter today.



ARTIFICIAL  
INTELLIGENCE



TRANSPORTATION



HEALTH CARE



EDUCATION



INTERNET  
OF THINGS



BUILDING  
INFRASTRUCTURE



DIGITAL  
INFRASTRUCTURE



DIGITAL  
COMMERCE

## THE OREL PORTFOLIO

Orel has a wide portfolio of global brands that span across businesses like Electrical, Lighting and Digital Infrastructure.

### **ORANGE** ELECTRIC

ENERGY ENHANCED

At Orange Electric, we provide solutions in the sphere of energy with special attention to design and efficiency.

### **SIGNAMAX**

CONNECTING THE WORLD

At Signamax, we offer complete end-to-end Network and Connectivity Solutions to Industrial, Commercial, Medical and military sectors.

### **Qbus**

SMARTER HABITAT

At Qbus, we develop products and technologies that turn homes, offices, hotels, factories and even hospitals into smart buildings complete with smart solutions for convenience and energy saving.

### **SUPERBAR**

ELECTRICAL BUSDUCT SOLUTIONS

Superbar offers world-class low voltage electrical Busbar Trucking Systems to meet the ever demanding and complex global requirements.

### **OREL** e3

BUILDING A GREENER FUTURE

At Orel e3, we develop solutions that can help create a brighter, cleaner future by reducing energy consumption, minimizing water and maintenance costs and help reduce carbon footprints.

### **OREL** Go

TRANSPORTATION AT A CLICK

OrelGo is an app based taxi and delivery backing solution that's convenient, economical and brings you safely to your destination.

### **OREL** Pay

SEAMLESS MOBILE PAYMENTS

OrelPay allows users to link their bank accounts and credit cards with the OrelPay mobile app and carry out transactions by simply scanning a QR code.

### **OREL** Store

ONLINE SHOPPING CONVENIENCE

Orel Store is a one stop unmanned online store that offers the Orel portfolio of products at timely specials with island wide delivery

## REDEFINING ENERGY *Reimagining the future*

At Orel, we are dedicated to create innovative and of outstanding quality infrastructure products with a vision to Empower Humanity by creating a brighter, cleaner and smarter future for everyone across the globe.

Orange Electric provides revolutionary solutions in the sphere of energy with precise and detailed attention to design and efficiency. Our product line includes Batteries, Home Appliances, Allied Accessories, Switches, Sockets, Wires, Cables, Circuit Breakers, Plugs and Connectors. What's more, we also create a range of industrial products that cater to Cable Management, Switch Gears, Enclosures, Busbar Trunking, Power D/Boards, Energy Optimizer, Generators, Solar, Elevators and Electronic Robots.

### **ORANGE** ELECTRIC







## DRIVEN BY INNOVATION POWERED BY TECHNOLOGY

At Orel Corporation, we are passionate about lighting up the way to a brighter, better future. It is our everyday effort to combine our expertise and our imagination to create products that don't just add value but also bring more value to the consumer's life.

The Orel legacy is built around the foundation of our core strengths- Innovation and Technology. We believe in moulding our people to be respectable individuals imbued with principles of simplicity, honesty and candidness.

### VALUES AT OREL










Our values form the backbone of our company. Everything we imagine, design and create is based on core values. We believe in perseverance, to be able to do things with determination. We are enthusiastic about what we do and patient about getting desired results. We understand hard work is a long journey, but we aim to tread on that path with Honesty and Integrity. We are eager to learn through experience and can't wait to redefine the future.

### WE ARE

*Orel Corporation*

AND THIS IS WHAT WE STAND FOR.

# Menu

- 01-10  L20 Magnetic Track Light
- 11-16  L35 Magnetic Track Light
- 17-18  L20 Round Magnetic Track Light
- 19-24  Led Spot Light
- 25-26  Surface track light
- 27-28  Zoomable Track Light
- 29-30  Folding Track Light
- 31-36  Linear Track Light
- 37-42  Down Light
- 43-44  MR16/GU10 Spot Light



Smart magnet track track lamp  
A variety of intelligent control methods

Compatible with a variety of intelligent schemes, support differentiated control, scene mode, single lamp group control, color temperature/shade, free adjustment




Multimode gateway



Intelligent gateway



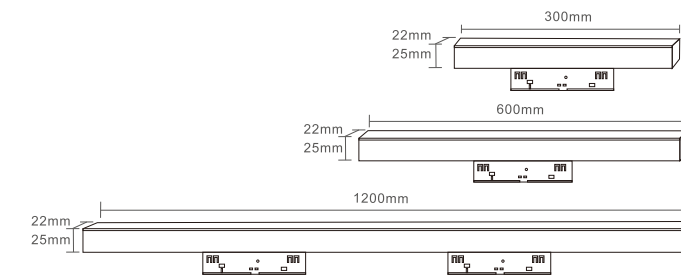
Panel switch









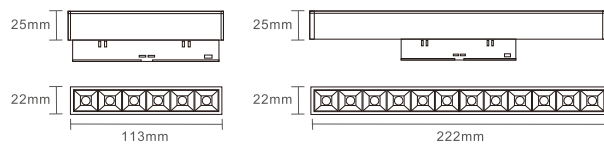
# L20 MAGNETIC TRACK LIGHT



48V Magnetic Flood Light Series

| Item No      | Power | Product Size    | Beam Angle | Color       | LED Chip |
|--------------|-------|-----------------|------------|-------------|----------|
| L20/FGD-300  | 12W   | L300*W22*H20mm  | 120°       | Black/White | OSRAM    |
| L20/FGD-600  | 18W   | L600*W22*H20mm  | 120°       | Black/White | OSRAM    |
| L20/FGD-1200 | 36W   | L1200*W22*H20mm | 120°       | Black/White | OSRAM    |

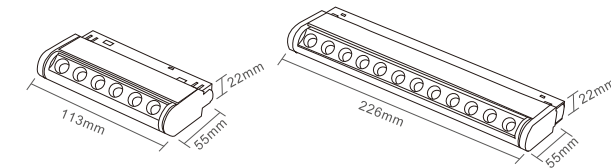
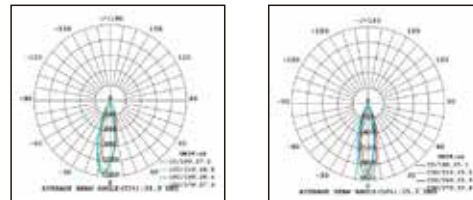




Black White

48V Magnetic Grille Light Series

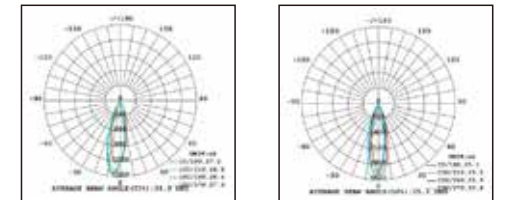
| Item No   | Power | Product Size   | Beam Angle | Color       | LED Chip |
|-----------|-------|----------------|------------|-------------|----------|
| L20/GS-6  | 6W    | L112*W22*H25mm | 24°/36°    | Black/White | OSRAM    |
| L20/GS-12 | 12W   | L222*W22*H25mm | 24°/36°    | Black/White | OSRAM    |

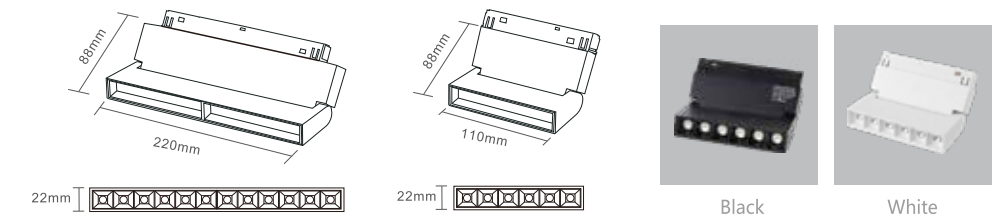


Black White

48V Magnetic Adjustable Grille Light Series

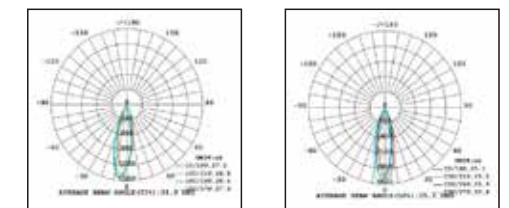
| Item No     | Power | Product Size   | Beam Angle | Color       | LED Chip |
|-------------|-------|----------------|------------|-------------|----------|
| L20/ZDGS-6  | 6W    | L113*W22*H55mm | 24°        | Black/White | OSRAM    |
| L20/ZDGS-12 | 12W   | L226*W22*H55mm | 24°        | Black/White | OSRAM    |



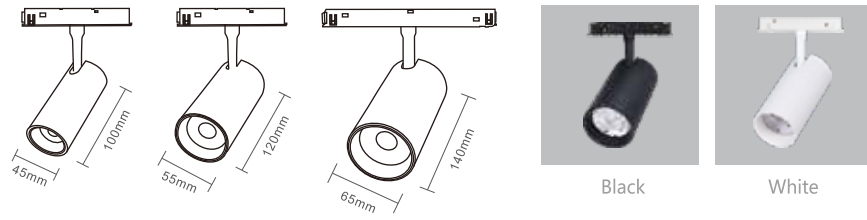


48V Magnetic Folding Light Series

| Item No   | Power | Product Size   | Beam Angle | Color       | LED Chip |
|-----------|-------|----------------|------------|-------------|----------|
| L20/ZD-6  | 6W    | L110*W22*H88mm | 24°        | Black/White | OSRAM    |
| L20/ZD-12 | 12W   | L220*W22*H88mm | 24°        | Black/White | OSRAM    |

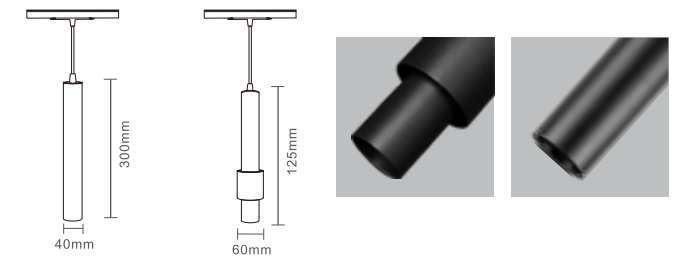
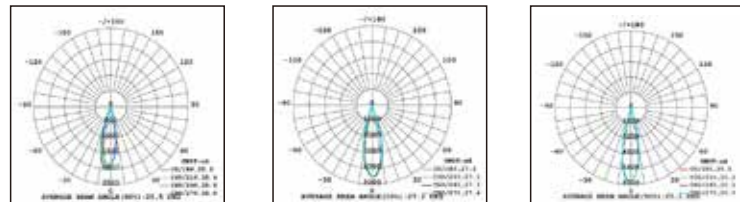






48V Magnetic Track Light Series

| Item No   | Power | Product Size | Beam Angle | Color       | LED Chip  |
|-----------|-------|--------------|------------|-------------|-----------|
| L20/GD-7  | 7W    | Φ45*100mm    | 24°/36°    | Black/White | Bridgelux |
| L20/GD-12 | 12W   | Φ55*120mm    | 24°/36°    | Black/White | Bridgelux |
| L20/GD-20 | 20W   | Φ65*140mm    | 24°/36°    | Black/White | Bridgelux |



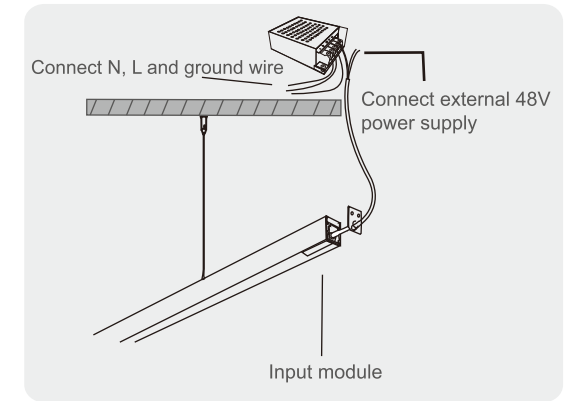
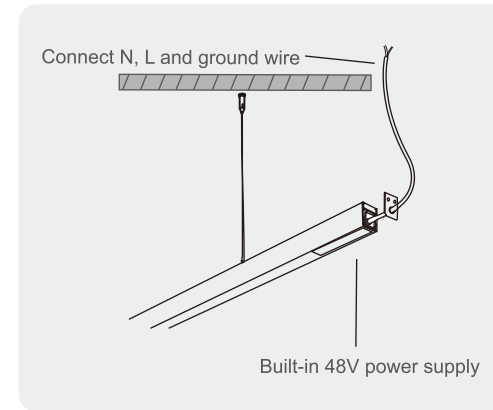
48V Magnetic Pendant Light Series

| Item No    | Power | Product Size | Beam Angle | Color       | LED Chip  |
|------------|-------|--------------|------------|-------------|-----------|
| L20/SLDX-7 | 7W    | Φ60*125mm    | 24°/36°    | Black/White | Bridgelux |
| L20/ZTDX-7 | 7W    | Φ40*300mm    | 24°/36°    | Black/White | Bridgelux |





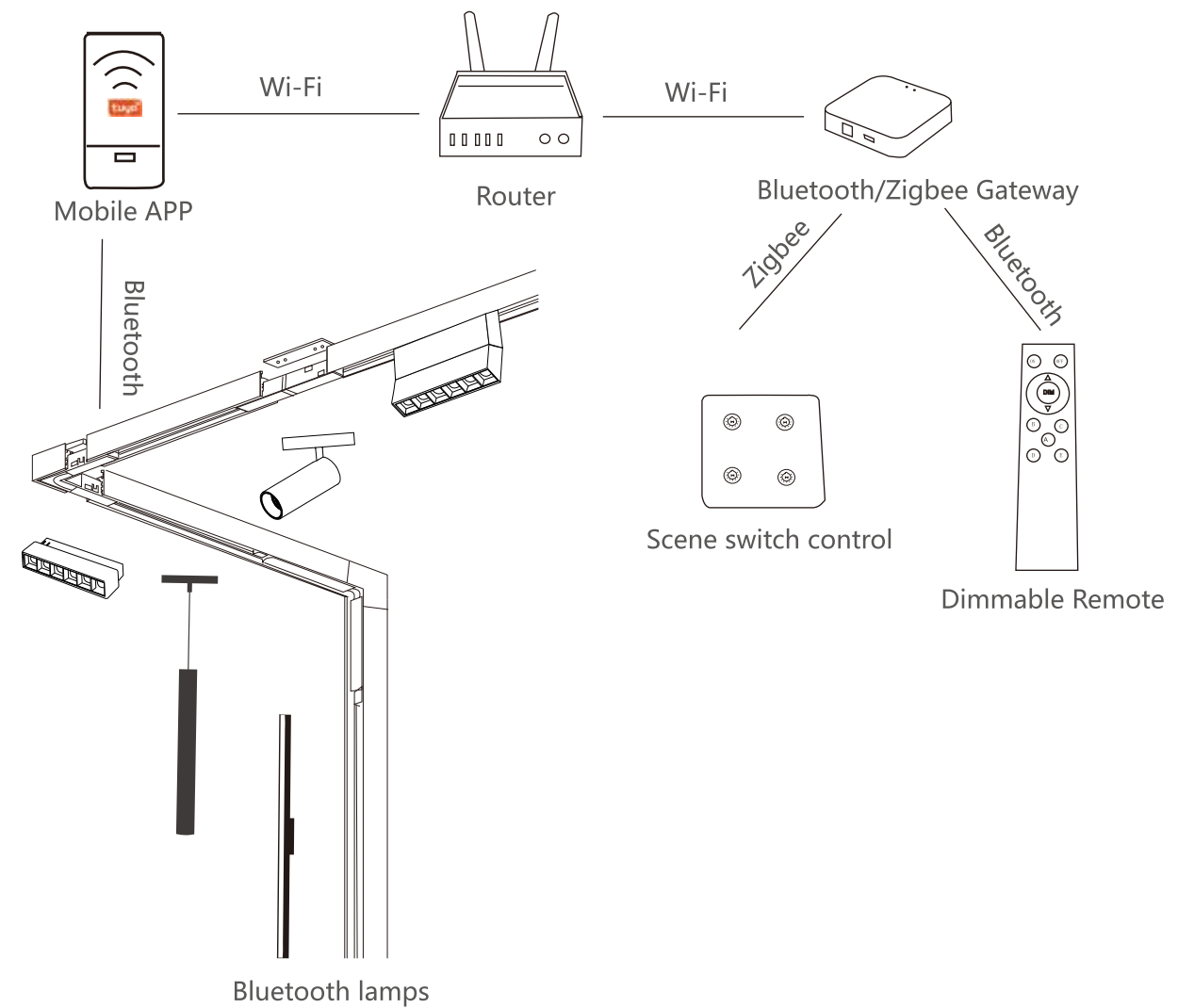
CONNECTION MODE



MAGNETIC CORNER

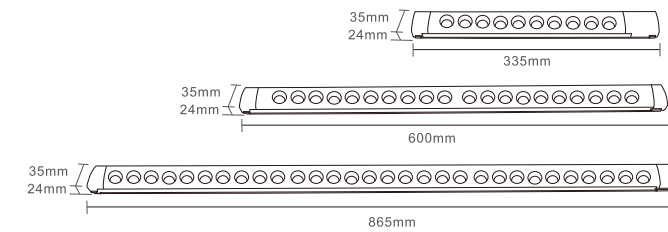
|  |  |   |  |  |
|--|--|---|--|--|
|  |  |   |  |  |
| L20 Surface rail<br>SIZE/ L100*W62*H46mm | L20 Recessed rail<br>SIZE/ L100*W62*H46mm  | L20 Recessed rail<br>SIZE/ L100*W62*H46mm   | L20 90° Surface corner<br>SIZE/ 80*80mm  | L20 Surface Yin corner<br>SIZE/ 80*80mm  |
|  |  |   |  |  |
| L20 Recessed corner<br>SIZE/ 100*100mm   | L20 Recessed Yin corner<br>SIZE/ 100*100mm | L20 Recessed Yang corner<br>SIZE/ 100*100mm | L20 Recessed T corner<br>SIZE/ 100*100mm | L20 Recessed + corner<br>SIZE/ 100*100mm |
|  |  |   |  |  |
| L20 Recessed corner<br>SIZE/ 100*100mm   | L20 Recessed Yin corner<br>SIZE/ 100*100mm | L20 Recessed Yang corner<br>SIZE/ 100*100mm | L20 Recessed T corner<br>SIZE/ 100*100mm | L20 Recessed + corner<br>SIZE/ 100*100mm |
|  |  |   |  |  |
| L20 Surface T corner                     | L20 Surface + corner                       | L20 Through conductive                      | L20 Corner conductive                    | L20 Input conductive                     |

SMART CONTROL





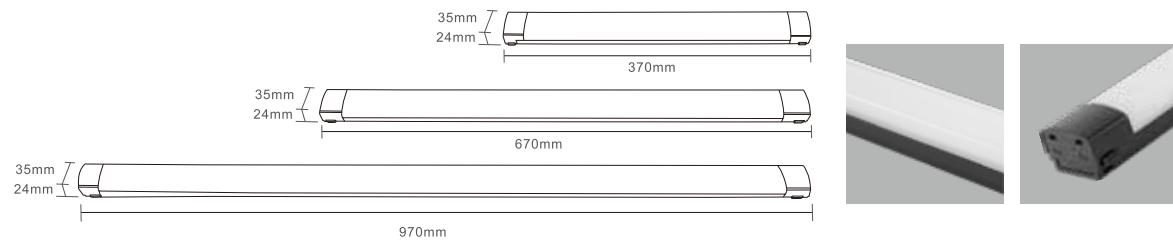
# M35 MAGNETIC TRACK LIGHT



48V Magnetic Grille Light Series

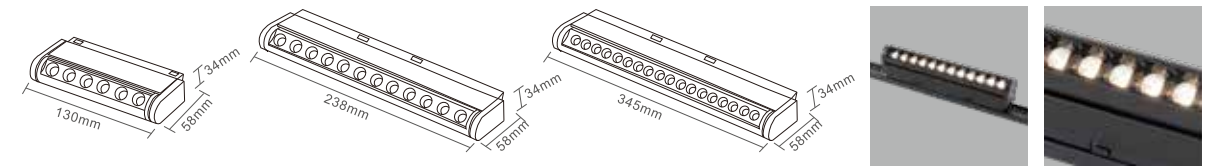
| Item No   | Power | Product Size   | Beam Angle | Color       | LED Chip |
|-----------|-------|----------------|------------|-------------|----------|
| M35/GS-10 | 10W   | L335*W35*H24mm | 24°        | Black/White | OSRAM    |
| M35/GS-20 | 20W   | L600*W35*H24mm | 24°        | Black/White | OSRAM    |
| M35/GS-30 | 30W   | L865*W35*H24mm | 24°        | Black/White | OSRAM    |





48V Magnetic Flood Light Series

| Item No    | Power | Product Size   | Beam Angle | Color       | LED Chip |
|------------|-------|----------------|------------|-------------|----------|
| M35/FGD-12 | 12W   | L370*W35*H24mm | 120°       | Black/White | OSRAM    |
| M35/FGD-24 | 24W   | L670*W35*H24mm | 120°       | Black/White | OSRAM    |
| M35/FGD-36 | 36W   | L970*W35*H24mm | 120°       | Black/White | OSRAM    |

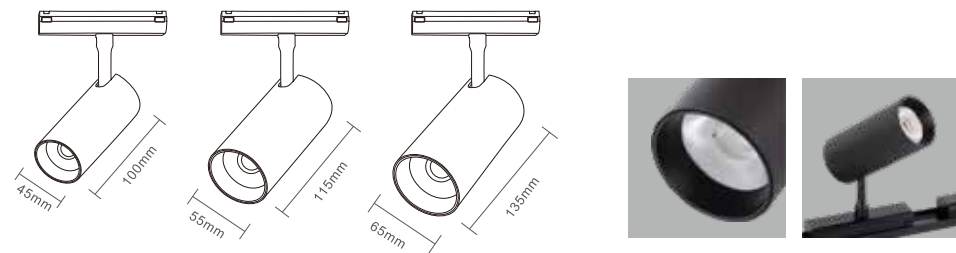


48V Magnetic Adjustable Grille Light Series

| Item No     | Power | Product Size   | Beam Angle | Color       | LED Chip |
|-------------|-------|----------------|------------|-------------|----------|
| M35/XZGS-6  | 6W    | L130*W34*H58mm | 24°        | Black/White | OSRAM    |
| M35/XZGS-12 | 12W   | L238*W34*H58mm | 24°        | Black/White | OSRAM    |
| M35/XZGS-18 | 18W   | L345*W34*H58mm | 24°        | Black/White | OSRAM    |







48V Magnetic Track Light Series

| Item No   | Power | Product Size | Beam Angle | Color       | LED Chip  |
|-----------|-------|--------------|------------|-------------|-----------|
| M35/GD-7  | 7W    | Φ45*100mm    | 24°/36°    | Black/White | Bridgelux |
| M35/GD-12 | 12W   | Φ55*115mm    | 24°/36°    | Black/White | Bridgelux |
| M35/GD-20 | 20W   | Φ65*135mm    | 24°/36°    | Black/White | Bridgelux |




# L16 MAGNETIC TRACK LIGHT



48V Magnetic Track Light Series

| Item No     | Power | Product Size    | Beam Angle | Color | LED Chip |
|-------------|-------|-----------------|------------|-------|----------|
| L16/FGD-10W | 10W   | L402*W18*H16mm  | 120°       | Black | OSRAM    |
| L16/FGD-20W | 20W   | L720*W18*H16mm  | 120°       | Black | OSRAM    |
| L16/FGD-30W | 30W   | L1040*W18*H16mm | 120°       | Black | OSRAM    |
| L16/GS-12W  | 12W   | L347*W18*H16mm  | 120°       | Black | OSRAM    |
| L16/GS-18W  | 18W   | L480*W18*H16mm  | 120°       | Black | OSRAM    |
| L16/GS-24W  | 24W   | L610*W18*H16mm  | 120°       | Black | OSRAM    |



48V Round Magnetic Grille Track Light Series

| Item No     | Power | Product Size | Beam Angle | LED Chip |
|-------------|-------|--------------|------------|----------|
| L20/RGS-6W  | 6W    | 180mm        | 24°/36°    | OSRAM    |
| L20/RGS-12W | 12W   | 360mm        | 24°/36°    | OSRAM    |

48V Round Magnetic Folding Track Light Series

| Item No     | Power | Product Size | Beam Angle | LED Chip |
|-------------|-------|--------------|------------|----------|
| L20/RFG-8W  | 8W    | 180mm        | 120°       | OSRAM    |
| L20/RFG-15W | 15W   | 360mm        | 120°       | OSRAM    |

48V Round Magnetic Track Light Series

| Item No     | Power | Product Size | Beam Angle | LED Chip  |
|-------------|-------|--------------|------------|-----------|
| L20/RGD-5W  | 5W    | 35*80mm      | 24°/36°    | Bridgelux |
| L20/RGD-10W | 10W   | 45*120mm     | 24°/36°    | Bridgelux |

48V Round Magnetic Fold Grille Light Series

| Item No    | Power | Product Size | Beam Angle | LED Chip |
|------------|-------|--------------|------------|----------|
| L20/RZD-6W | 6W    | 60*22*117mm  | 24°/36°    | OSRAM    |


48V Round Magnetic Single Light series

| Item No    | Power | Product Size | Beam Angle | LED Chip |
|------------|-------|--------------|------------|----------|
| L20/RLJ-3W | 3W    | --           | 24°        | OSRAM    |

# L20 ROUND MAGNETIC TRACK LIGHT



Round Through  
conductive module



Round Input  
conductive module



Round Built-in  
48V power supply



L20 Surface





# HONOR



Square Narrow Trime



Round Trimeless



Square Trimeless



Round Trimeless Thin

## HONOR Spot Light Series

| Item No   | Power | Product Size | Cut Size | Beam Angle      | LED Chip |
|-----------|-------|--------------|----------|-----------------|----------|
| ED-HR-55  | 6W    | Φ62*75mm     | Φ55mm    | 15°/24°/36°/55° | Cree     |
| ED-HR-75A | 8W    | Φ85*60mm     | Φ75mm    | 15°/24°/36°/55° | Cree     |
| ED-HR-75B | 12W   | Φ85*89mm     | Φ75mm    | 15°/24°/36°/55° | Cree     |
| ED-HR-95  | 18W   | Φ104*115mm   | Φ95mm    | 15°/24°/36°/55° | Cree     |

CCT: 3000K 6000K



The Art of simplicity

# KATE JAY



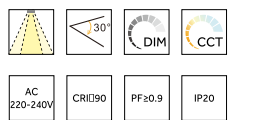
Reflector



KJ3.0 Spot Light Series

| Item No        | Power | Product Size | Cut Size | Beam Angle      | LED Chip  |
|----------------|-------|--------------|----------|-----------------|-----------|
| ED-KJ3-1.5C7W  | 7W    | Φ65*80mm     | Φ55mm    | 15°/24°/36°/55° | Bridgelux |
| ED-KJ3-2.5C12W | 12W   | Φ85*85mm     | Φ75mm    | 15°/24°/36°/55° | Bridgelux |
| ED-KJ3-2.5C15W | 15W   | Φ85*100mm    | Φ75mm    | 15°/24°/36°/55° | Bridgelux |
| ED-KJ3-3.5C20W | 20W   | Φ110*118mm   | Φ95mm    | 15°/24°/36°/55° | Bridgelux |

CCT: 3000K 6000K





# LANKO



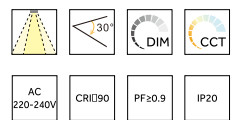
Reflector

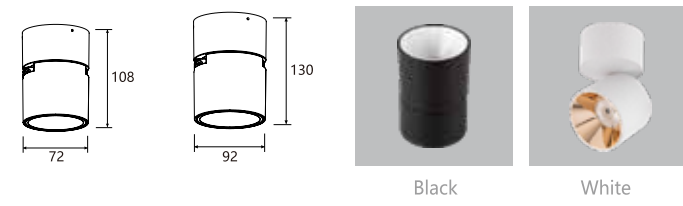


Lanko Spot Light Series

| Item No       | Power | Product Size | Cut Size | Beam Angle  | LED Chip  |
|---------------|-------|--------------|----------|-------------|-----------|
| ED-KL-1.5C5W  | 5W    | Φ65*75mm     | Φ55mm    | 15°/24°/38° | Bridgelux |
| ED-KL-1.5C7W  | 7W    | Φ65*90mm     | Φ55mm    | 15°/24°/38° | Bridgelux |
| ED-KL-2.5C7W  | 7W    | Φ85*79mm     | Φ75mm    | 15°/24°/38° | Bridgelux |
| ED-KL-2.5C12W | 12W   | Φ85*90mm     | Φ75mm    | 15°/24°/38° | Bridgelux |
| ED-KL-2.5C18W | 18W   | Φ85*100mm    | Φ75mm    | 15°/24°/38° | Bridgelux |
| ED-KL-3.5C20W | 20W   | Φ105*105mm   | Φ95mm    | 15°/24°/38° | Bridgelux |

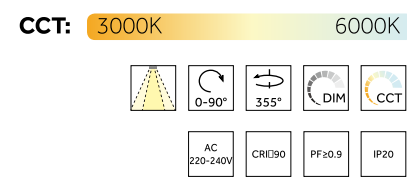
CCT: 3000K 6000K





Adjustable Folding Surface Cylinder

| Item No    | Power | Product Size | Beam Angle      | Color       | LED Chip        |
|------------|-------|--------------|-----------------|-------------|-----------------|
| ED-TKM-10W | 10W   | Φ72*108mm    | 15°/24°/36°/55° | Black/White | Bridgelux/Sanan |
| ED-TKM-20W | 20W   | Φ92*130mm    | 15°/24°/36°/55° | Black/White | Bridgelux/Sanan |

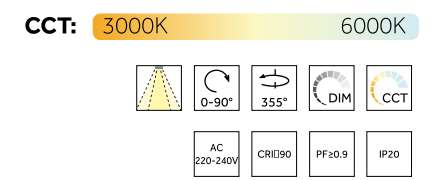


Reflector



Adjustable Folding Recessed Cylinder


| Item No    | Power | Product Size | Cut Size | Beam Angle      | Color       | LED Chip        |
|------------|-------|--------------|----------|-----------------|-------------|-----------------|
| ED-TKA-10W | 10W   | Φ72*108mm    | Φ83mm    | 15°/24°/36°/55° | Black/White | Bridgelux/Sanan |
| ED-TKA-20W | 20W   | Φ92*130mm    | Φ100mm   | 15°/24°/36°/55° | Black/White | Bridgelux/Sanan |
| ED-TKG-10W | 10W   | Φ72*108mm    | --       | 15°/24°/36°/55° | Black/White | Bridgelux/Sanan |
| ED-TKG-20W | 20W   | Φ92*130mm    | --       | 15°/24°/36°/55° | Black/White | Bridgelux/Sanan |



# ZOOMABLE TRACK LIGHT SERIES

## Product description

Can be widely used in commercial space lighting (shopping malls, hotels, entertainment, exhibition halls, shops etc.) ideal for the local lighting and accent lighting.



Zoomable Track Light Series

| Item No  | Power | Product Size | Beam Angle | Color | Phaze      | LED Chip  |
|----------|-------|--------------|------------|-------|------------|-----------|
| ED-TJ-35 | 5W    | Φ35*80mm     | 10°-55°    | Black | 2/3/4 wire | Bridgelux |
| ED-TJ-45 | 7W    | Φ45*100mm    | 10°-55°    | Black | 2/3/4 wire | Bridgelux |
| ED-TJ-55 | 10W   | Φ55*115mm    | 10°-55°    | Black | 2/3/4 wire | Bridgelux |
| ED-TJ-65 | 20W   | Φ65*135mm    | 10°-55°    | Black | 2/3/4 wire | Bridgelux |
| ED-TJ-75 | 25W   | Φ75*150mm    | 10°-55°    | Black | 2/3/4 wire | Bridgelux |
| ED-TJ-85 | 30W   | Φ85*165mm    | 10°-55°    | Black | 2/3/4 wire | Bridgelux |

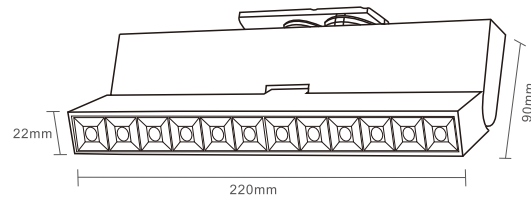
CCT: 3000K 6000K







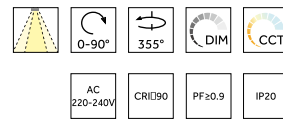
## Grille




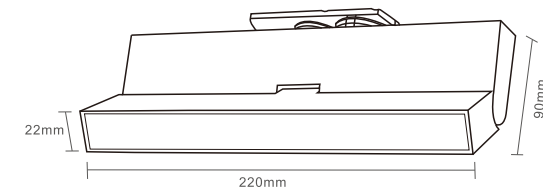
220V LED Track Light Series

| Item No     | Power | Product Size  | Beam Angle | Color       | LED Chip |
|-------------|-------|---------------|------------|-------------|----------|
| ED-ZDGS-6W  | 6W    | L110*W22*90mm | 24°        | Black/White | OSRAM    |
| ED-ZDGS-12W | 12W   | L220*W22*90mm | 24°        | Black/White | OSRAM    |

CCT: 3000K 6000K



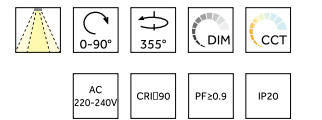
## Flood



220V LED Track Light Series

| Item No      | Power | Product Size  | Beam Angle | Color       | LED Chip |
|--------------|-------|---------------|------------|-------------|----------|
| ED-ZDFDH-6W  | 6W    | L110*W22*90mm | 24°        | Black/White | OSRAM    |
| ED-ZDFDH-12W | 12W   | L220*W22*90mm | 24°        | Black/White | OSRAM    |

CCT: 3000K 6000K



# TINA

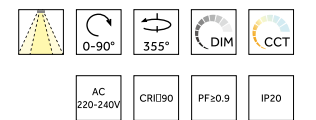
## T35 TRACK LIGHT SERIES



220V T35 Linear Track Light Series

| Item No  | Power | Product Size   | Beam Angle   | Color       | LED Chip    |
|----------|-------|----------------|--------------|-------------|-------------|
| ED-TN5T  | 7W    | L199*W35*H49mm | 24°/45°/120° | Black/White | OSRAM/SANAN |
| ED-TN10T | 12W   | L331*W35*H49mm | 24°/45°/120° | Black/White | OSRAM/SANAN |
| ED-TN15T | 20W   | L464*W35*H49mm | 24°/45°/120° | Black/White | OSRAM/SANAN |
| ED-TN25T | 30W   | L729*W35*H49mm | 24°/45°/120° | Black/White | OSRAM/SANAN |
| ED-TN30T | 40W   | L861*W35*H49mm | 24°/45°/120° | Black/White | OSRAM/SANAN |

CCT: 3000K 6000K

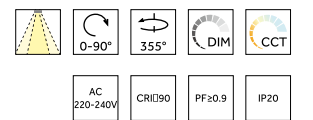




220V FF 2.0 Track Light Series

| Item No   | Power | Product Size | Beam Angle  | Color       | Phaze      | LED Chip                       |
|-----------|-------|--------------|-------------|-------------|------------|--------------------------------|
| ED-FF2-10 | 10W   | Φ50*100mm    | 15°/24°/36° | Black/White | 2/3/4 wire | OSRAM /Cree<br>Sanan/Bridgelux |
| ED-FF2-20 | 20W   | Φ60*135mm    | 15°/24°/36° | Black/White | 2/3/4 wire | OSRAM /Cree<br>Sanan/Bridgelux |
| ED-FF2-30 | 30W   | Φ80*150mm    | 15°/24°/36° | Black/White | 2/3/4 wire | OSRAM /Cree<br>Sanan/Bridgelux |
| ED-FF2-40 | 40W   | Φ90*180mm    | 15°/24°/36° | Black/White | 2/3/4 wire | OSRAM /Cree<br>Sanan/Bridgelux |

CCT: 3000K 6000K



# FIFA TRACK LIGHT

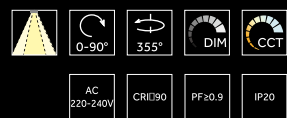





LED TRACK LIGHT SERIES

| Item No   | Power | Product Size | Beam Angle | Color       | Phaze      | LED Chip  |
|-----------|-------|--------------|------------|-------------|------------|-----------|
| ED-WR-30W | 30W   | 70*150mm     | 24°        | Black/White | 2/3/4 wire | Bridgelux |
| ED-WR-35W | 35W   | 80*150mm     | 24°        | Black/White | 2/3/4 wire | Bridgelux |
| ED-WR-40W | 40W   | 90*150mm     | 24°        | Black/White | 2/3/4 wire | Bridgelux |

CCT: 3000K 3000K 6000K


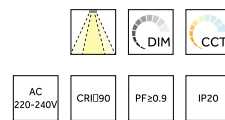




The Linear Light Series

| Item No    | Power | Product Size | Cut Size | Beam Angle    | LED Chip    |
|------------|-------|--------------|----------|---------------|-------------|
| ED-AXT-1T  | 2W    | 46*46*52mm   | 38*38mm  | 15° /24° /38° | OSRAM/Sanan |
| ED-AXT-2T  | 4W    | 69*46*52mm   | 60*35mm  | 15° /24° /38° | OSRAM/Sanan |
| ED-AXT-3T  | 6W    | 96*46*52mm   | 88*35mm  | 15° /24° /38° | OSRAM/Sanan |
| ED-AXT-4T  | 8W    | 76*76*52mm   | 68*68mm  | 15° /24° /38° | OSRAM/Sanan |
| ED-AXT-5T  | 10W   | 148*46*52mm  | 140*35mm | 15° /24° /38° | OSRAM/Sanan |
| ED-AXT-9T  | 18W   | 106*106*52mm | 98*98mm  | 15° /24° /38° | OSRAM/Sanan |
| ED-AXT-10T | 20W   | 280*46*52mm  | 270*35mm | 15° /24° /38° | OSRAM/Sanan |
| ED-AXT-15T | 30W   | 417*46*52mm  | 408*35mm | 15° /24° /38° | OSRAM/Sanan |

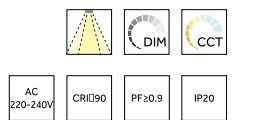
CCT: 3000K 6000K



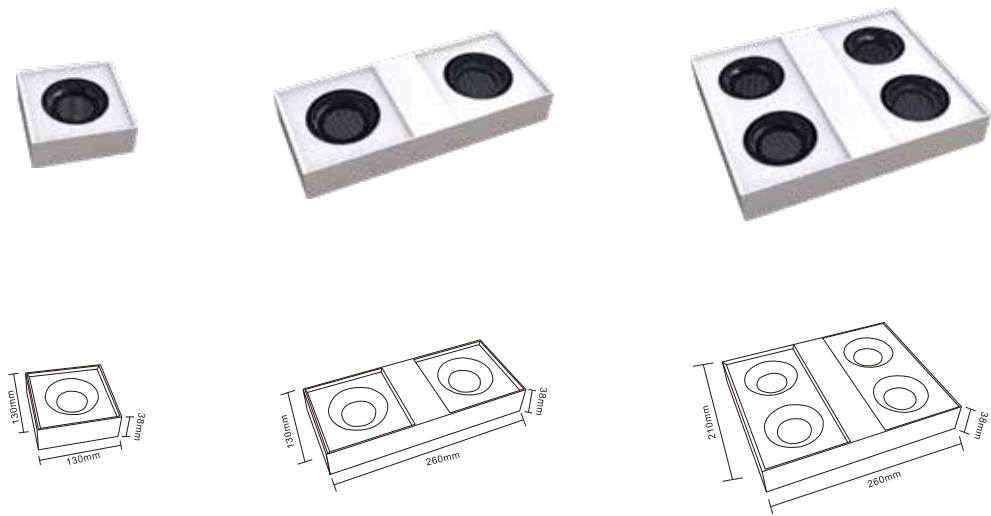
Down Light Series

| Item No       | Power | Product Size | Cut Size | Beam Angle | LED Chip |
|---------------|-------|--------------|----------|------------|----------|
| ED-T2006-78R  | 7W    | 138*78*50mm  | 78mm     | 24° /45°   | OSRAM    |
| ED-T2006-100R | 9W    | 161*100*36mm | 100mm    | 24° /45°   | OSRAM    |
| ED-T2006-115R | 16W   | 177*115*36mm | 115mm    | 24° /45°   | OSRAM    |
| ED-T2006-160R | 24W   | 233*160*36mm | 160mm    | 24° /45°   | OSRAM    |

CCT: 3000K 6000K



# BEKE SURFACE-2



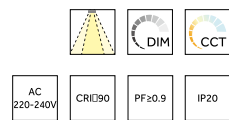
## Reflector



The Square & Thinner Down Light Series

| Item No      | Power | Product Size | Beam Angle | Color       | LED Chip        |
|--------------|-------|--------------|------------|-------------|-----------------|
| ED-BK2-1T8W  | 8W    | 130*110*38mm | 24°        | Black/White | Bridgelux/Sanan |
| ED-BK2-1T20W | 20W   | 260*110*38mm | 24°        | Black/White | Bridgelux/Sanan |
| ED-BK2-1T40W | 40W   | 260*210*38mm | 24°        | Black/White | Bridgelux/Sanan |

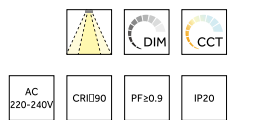
CCT: 3000K 6000K



LED Down Light Series

| Item No        | Power | Product Size | Cut Size | CRI | LED Chip |
|----------------|-------|--------------|----------|-----|----------|
| ED-YX2-2C5W    | 5W    | 60*35mm      | 55mm     | >80 | Sanan    |
| ED-YX2-2.5C7W  | 7W    | 85*45mm      | 75mm     | >80 | Sanan    |
| ED-YX2-3C9W    | 9W    | 90*47mm      | 80mm     | >80 | Sanan    |
| ED-YX2-3.5C12W | 12W   | 105*50mm     | 95mm     | >80 | Sanan    |
| ED-YX2-4C15W   | 15W   | 130*52mm     | 120mm    | >80 | Sanan    |
| ED-YX2-5C18W   | 18W   | 160*60mm     | 145mm    | >80 | Sanan    |
| ED-YX2-6C24W   | 24W   | 175*63mm     | 160mm    | >80 | Sanan    |
| ED-YX2-8C30W   | 30W   | 220*75mm     | 200mm    | >80 | Sanan    |

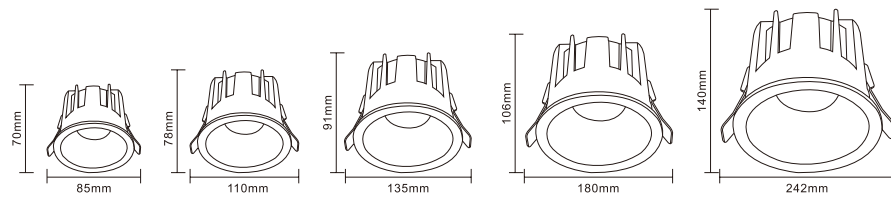
CCT: 3000K 6000K







# Submarine

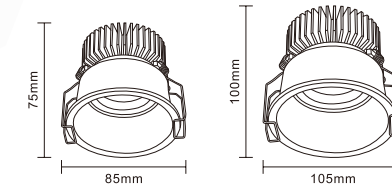
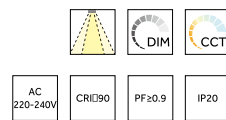



IP54 Waterproof Spot Light Series

| Item No       | Power | Product Size | Cut Size | Beam Angle    | LED Chip  |
|---------------|-------|--------------|----------|---------------|-----------|
| ED-QT-2.5C7W  | 7W    | 85*70mm      | 75mm     | 24° /45° /60° | Bridgelux |
| ED-QT-2.5C12W | 12W   | 85*70mm      | 75mm     | 24° /45° /60° | Bridgelux |
| ED-QT-3.5C16W | 16W   | 110*78mm     | 95mm     | 24° /45° /60° | Bridgelux |
| ED-QT-4C20W   | 20W   | 135*91mm     | 125mm    | 24° /45° /60° | Bridgelux |
| ED-QT-6C30W   | 30W   | 180*106mm    | 155mm    | 24° /45° /60° | Bridgelux |
| ED-QT-8C40W   | 40W   | 242*140mm    | 220mm    | 24° /45° /60° | Bridgelux |

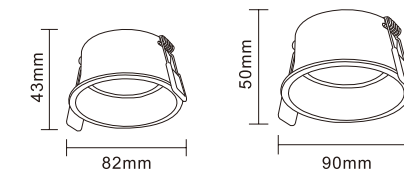
## Reflector

CCT: 3000K 6000K



Spot Light Series

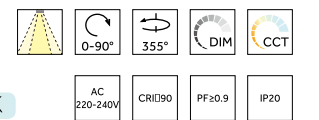
| Item No    | Power | Product Size | Cut Size | Ra  | LED Chip  |
|------------|-------|--------------|----------|-----|-----------|
| ED-S01-7W  | 7W    | 85*75mm      | 75mm     | >97 | Bridgelux |
| ED-S01-12W | 12W   | 85*75mm      | 75mm     | >97 | Bridgelux |
| ED-S01-18W | 18W   | 105*100mm    | 95mm     | >97 | Bridgelux |
| ED-S01-24W | 24W   | 105*100mm    | 95mm     | >97 | Bridgelux |



Down Light Series

| Item No    | Power | Product Size | Cut Size | Ra  | LED Chip  |
|------------|-------|--------------|----------|-----|-----------|
| ED-T01-6W  | 6W    | 82*43mm      | 75mm     | >97 | Bridgelux |
| ED-T01-8W  | 8W    | 82*43mm      | 75mm     | >97 | Bridgelux |
| ED-T01-10W | 10W   | 90*50mm      | 75mm     | >97 | Bridgelux |


CCT: 3000K 6000K



# MINI SPOTLIGHT

## Mini design

Distributed Installation to achieve all kinds of application



## Starry Spot Light Series

| Item No     | Power | Product Size | Cut Size | Beam Angle      | LED Chip  |
|-------------|-------|--------------|----------|-----------------|-----------|
| ED-MX-30-2W | 2W    | Φ38*39mm     | Φ30mm    | 10°/24°/36°     | Bridgelux |
| ED-MX-30-5W | 5W    | Φ45*48mm     | Φ40mm    | 10°/24°/36°     | Bridgelux |
| ED-MX-30-7W | 7W    | Φ57*60mm     | Φ50mm    | 10°/24°/36°     | Bridgelux |
| ED-MX-30-9W | 9W    | Φ70*79mm     | Φ60mm    | 10°/24°/36°/60° | Bridgelux |

CCT: 3000K 6000K



# Mr16 SPOT LIGHT

SIZE 92\*92mm CUT SIZE Φ82\*82mm

To be continue...

## GLOBAL HEAD QUARTERS

### ORANGE ELECTRIC

Global HQ : Bay 12, Trace Expert City,  
Tripali Square, Colombo 10, Sri Lanka  
T: +94 76 454 1931 | E: sl @orelcorp.com

## ASIA

### OREL SOUTH EAST ASIA

Regional HQ : 55 UBI Avenue 1, #02-10, UBI 55,  
Singapore 408935  
T: +65 6925 5798 | E: sea @orelcorp.com

### OREL SOUTH ASIA

Regional HQ : A 74 FIEE, OKHLA Industrial Area  
Phase 2, New Delhi - 110020, India.  
T: +91 114 106 9843 | E: sa @orelcorp.com

### OREL CHINA

Regional HQ : RM 057 4F No.10 Building Tech Bay No.1,  
High-Tech Zone, Zhuhai, Guangdong, China  
T: +867 568 659 030 | E: na @orelcorp.com

### OREL BANGLADESH

(COUNTRY OFFICES & SUBSIDIARIES)  
Ga-136/3,P Pragathi Sarani, North Badda, Dhaka, Bangladesh  
T: +88 017 950 18135 | E: lakshman @orelcorp.com

## NORTH AMERICA

### OREL NORTH AMERICA

Regional HQ : 16192 Coastal Highway, Lewes,  
DE 19958, County of Sussex, U.S.A.  
T: +130 5944 7710 | E: usa @orelcorp.com

### OREL CANADA INC

(COUNTRY OFFICES & SUBSIDIARIES)  
975 Beams Road Suite 2,  
Kitchener, Ontario N2E 3Z5, Canada.

## SOUTH AMERICA

### SIGNAMAX INC

(COUNTRY OFFICES & SUBSIDIARIES)  
999 NW 159th Drive, Miami, Florida 33169, U.S.A.  
T: +130 5944 7710 | E: sales@signamax.com

## AUSTRALIA

### OREL ASIA PACIFIC

Regional HQ : Level 28, AMP Tower, 140 St Georges  
Terrace, Perth, Australia  
T: +618 9288 4503 | E: apac @orelcorp.com

### OREL MYANMAR

No. 328, Lawpi Thareet, Ward (35),  
North Dagon Township, Yangon, Myanmar.  
T: + 959 761 598 440 | E: srijanee @orelcorp.com

### OREL MALAYSIA SDN BHD

Suite 1.2.1 st Floor, Bangunan THK,  
No.2 A Jalan 243, Seksyen 51A, 46100 Petaling  
Selangor Darul Ehsan, Malaysia  
T: +603 7873 7317 | E: support @orelcorp.com

### OREL MALDIVES

(COUNTRY OFFICES & SUBSIDIARIES)  
M. Chaandhaneegge, Majeedhee Magu,  
Post Code: 20156, Male | T: +96 0963 2266

## MIDDLE EAST & AFRICA

### OME ELECTRICAL APPLIANCES TRADING LLC

Regional HQ : 503, Business Point Building, I  
Port Saeed, Deira, Dubai  
T: +971 4388 8722 | E: me @orelcorp.com

### SUPERBAR MIDDLE EAST FZC

(COUNTRY OFFICES & SUBSIDIARIES)  
T5 No.17, Sharjah Airport International Free Zone, Sharjah, U.A.E.  
T: +971 6557 8849 | E: vimal @superbar.ae

## EUROPE

### OREL UNITED KINGDOM

Regional HQ : Arrowsmith Court Station Approach,  
Broadstone Dorset BH18 8 AT, United Kingdom  
T: +44 207 887 1904 | E: uk @orelcorp.com

### OREL E3 (COUNTRY OFFICES & SUBSIDIARIES)

South Efford House, Milford Road, Lymington, Hampshire, SO41 0JD  
T: +44 1202 470133 | E: MRoche @OrelE3.co.uk

### QBUS NV (COUNTRY OFFICES & SUBSIDIARIES)

Joseph Cardijnstraat 19, 9420 Erpe-Mere, Belgium  
T: +32 (0) 53 60 72 10 | E: info@qbus.be



## GLOBAL PRESENCE

*Global impact*

Orel Corporation is present in 35 countries across 6 continents with a strong network of more than 50000 business partners and 5000 personnel. It is our constant endeavour to provide the best solutions and we are equipped to deliver top quality services in all business verticals, in any part of the globe.





LET THE LIGHTS GUIDE-YOUR-SOUL



**OREL CORPORATION**

49, Sri Jinarathana Road, Colombo 2, Sri Lanka. | T: +94 114 792 100 | E: sl@orel.com

**OREL South East Asia** - Singapore | T: +65 6970 5547 | sea@orel.com

**OREL Middle East** - U.A.E. | T: +971 4388 8722 | E: me@orel.com

**OREL North America** - U.S.A. | T: +130 5944 7710 | E: usa@orel.com

